

# YEMEN



## STATISTICAL PROFILE ON FEMALE GENITAL MUTILATION/CUTTING

Female genital mutilation/cutting (FGM/C) refers to “all procedures involving partial or total removal of the female external genitalia or other injury to the female genital organs for non-medical reasons.”<sup>1</sup> FGM/C is a violation of girls’ and women’s human rights and is condemned by many international treaties and conventions, as well as by national legislation in many countries. Yet, where it is practised, FGM/C is performed in line with tradition and social norms to ensure that girls are socially accepted and marriageable, and to uphold their status and honour and that of the entire family. UNICEF works with government, civil society partners and other UN agencies towards the elimination of FGM/C in countries where it is still practised.

1 World Health Organization, *Eliminating Female Genital Mutilation: An interagency statement*, WHO, UNFPA, UNICEF, UNIFEM, OHCHR, UNHCR, UNECA, UNESCO, UNDP, UNAIDS, WHO, Geneva, 2008, p. 4.

**2001** National decree/legislation banning FGM/C passed

### KEY STATISTICS ON WOMEN'S STATUS

**9%** of women 20-24 years were married or in union before age 15

**32%** of women 20-24 years were married or in union before age 18

**17%** of women 20-24 years have given birth by age 18

**49%** of women 15-49 years think that a husband/partner is justified in hitting or beating his wife/partner under certain circumstances

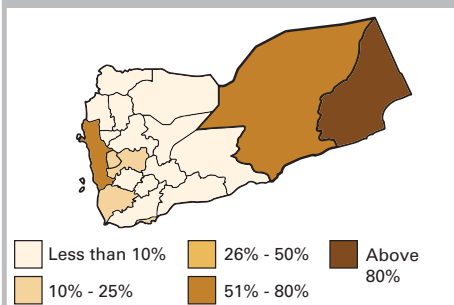
**81%** of women 15-49 years make use of at least one type of information media at least once a week (newspaper, magazine, television or radio)

Source: DHS 2013

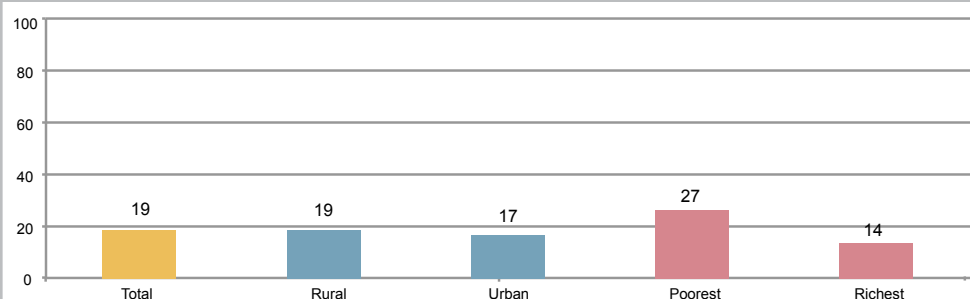
## HOW WIDESPREAD IS THE PRACTICE?

### Almost one in five girls and women in Yemen have undergone FGM/C

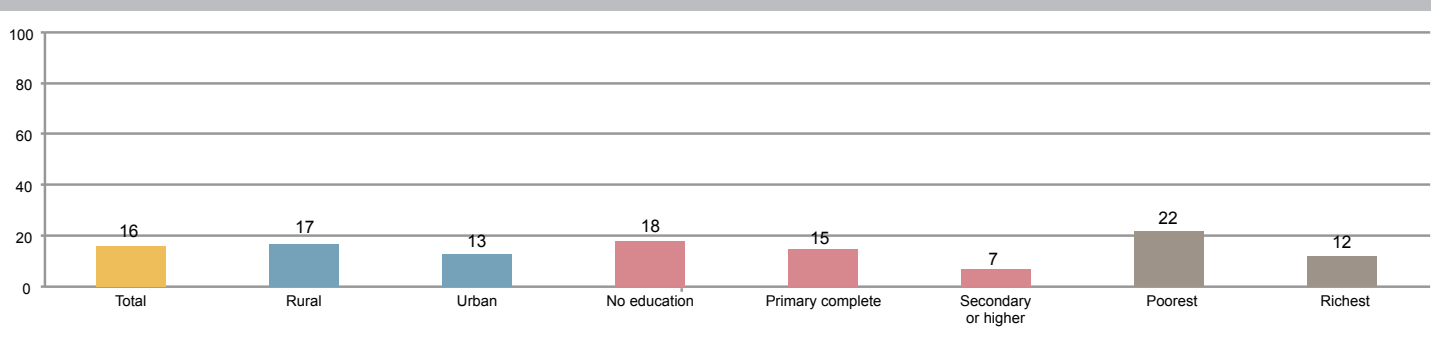
Percentage of girls and women aged 15 to 49 years who have undergone FGM/C, by governorate



Percentage of girls and women aged 15 to 49 years who have undergone FGM/C, by residence and wealth quintile



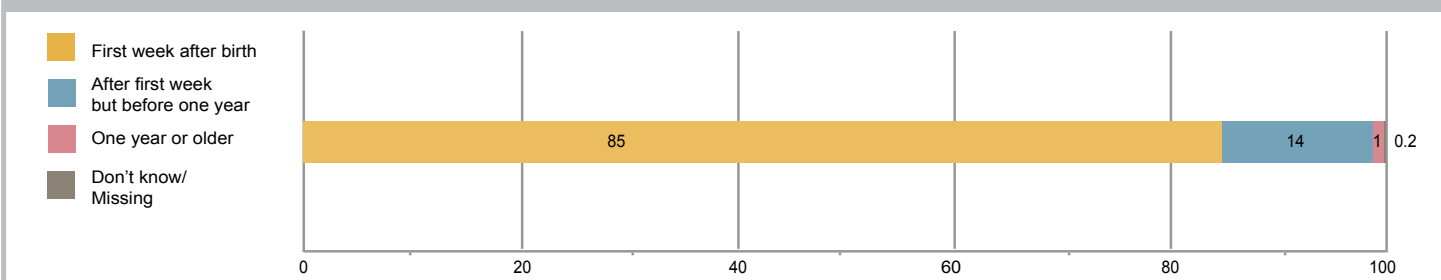
Percentage of ever-married girls and women aged 15 to 49 years with at least one living daughter who has undergone FGM/C, by residence, mother's education and wealth quintile



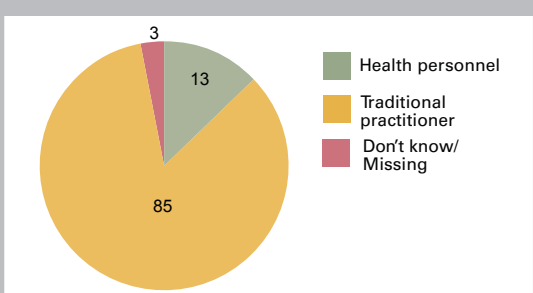
## WHEN AND HOW IS FGM/C PERFORMED?

### In Yemen, slightly more than four out of five girls experienced FGM/C within their first week of life

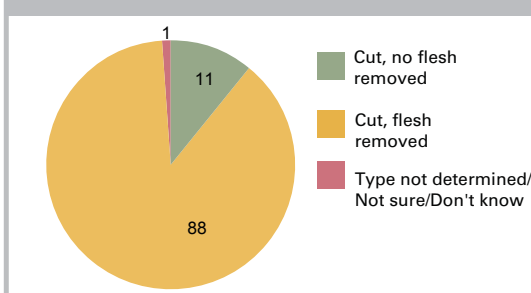
Percentage distribution of most recently circumcised daughters, by age at which cutting occurred



Percentage distribution of most recently circumcised daughters, according to the type of person/practitioner performing the procedure



Percentage distribution of most recently circumcised daughters, by type of FGM/C performed



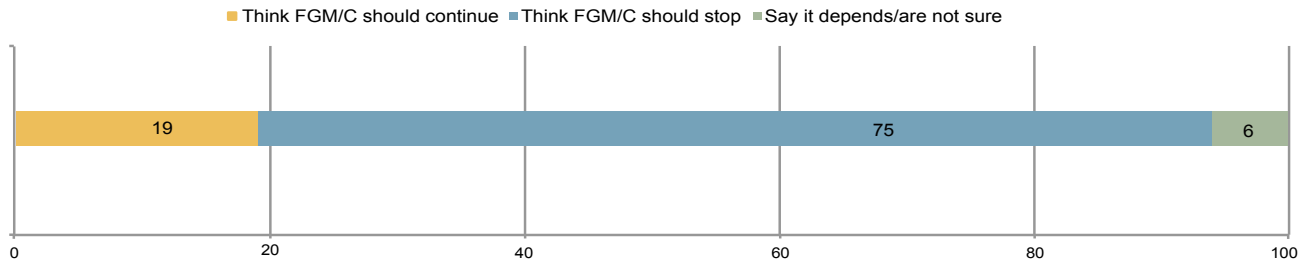
Notes: Only categories with 25 or more unweighted cases are presented. Due to rounding, some of the data presented may not add up to 100 per cent. 'Health personnel' includes doctors, nurses, midwives and other health workers; 'Traditional practitioner' includes traditional circumcisors, traditional birth attendants, and other types of traditional practitioners

Source for all charts on this page: DHS 2013

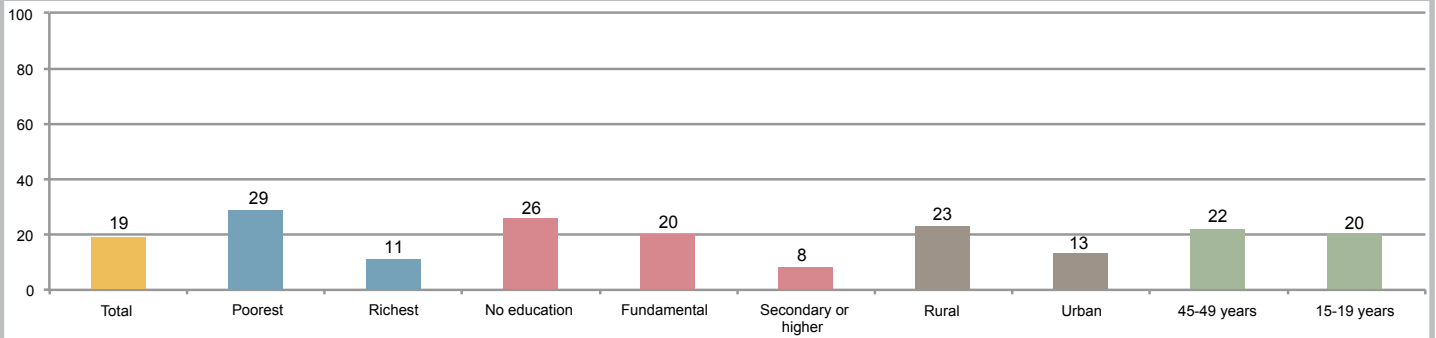
## WHAT ARE THE PREVAILING ATTITUDES TOWARDS FGM/C?

### Around three in four girls and women think the practice should stop

Percentage of girls and women aged 15 to 49 years who have heard about FGM/C, by their attitudes about whether the practice should continue



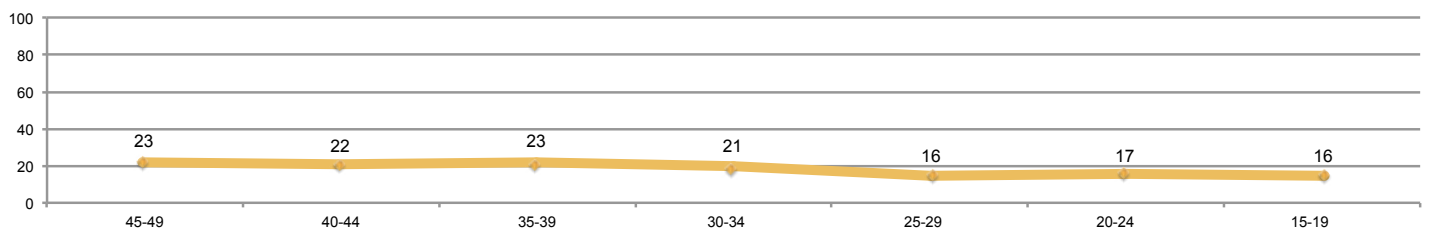
Percentage of girls and women aged 15 to 49 years who have heard about FGM/C and think the practice should continue, by wealth quintile, education, residence and age




## IS THE PRACTICE OF FGM/C CHANGING?

### There has been practically no change in the prevalence of FGM/C

Percentage of girls and women aged 15 to 49 years who have undergone FGM/C, by current age



Percentage of girls and women aged 15 to 49 years who have undergone FGM/C, and percentage of girls and women aged 15 to 49 years who have heard about FGM/C and think the practice should continue



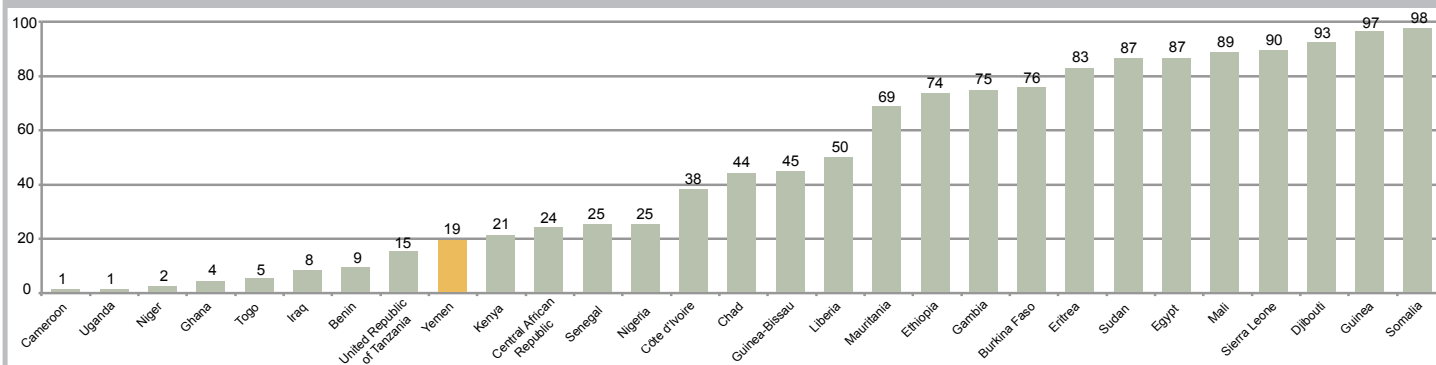
Source for all charts on this page: DHS 2013, unless otherwise noted.

# YEMEN

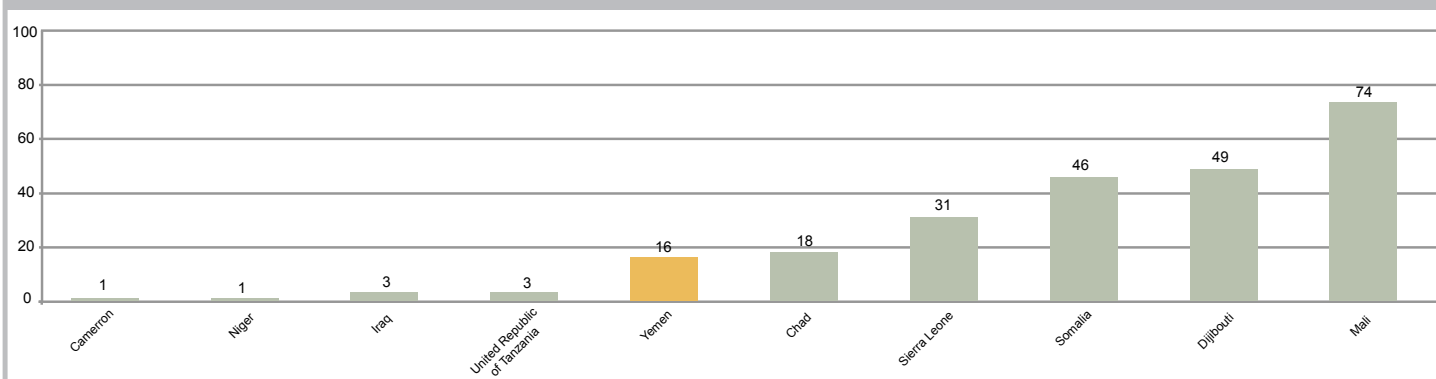


## INTER-COUNTRY STATISTICAL OVERVIEW

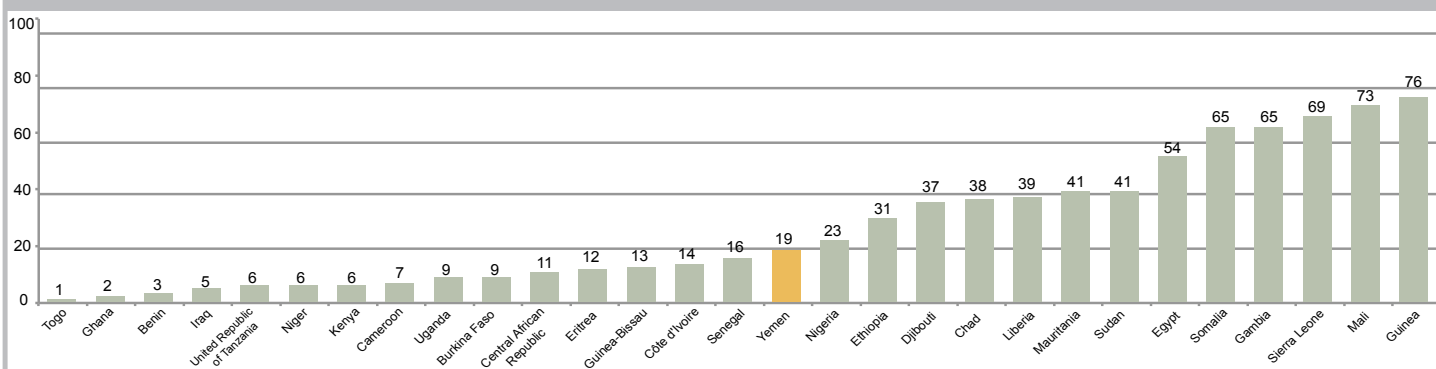
Percentage of girls and women aged 15 to 49 years who have undergone FGM/C



Percentage of girls and women aged 15 to 49 years with at least one living daughter who has undergone FGM/C



Percentage of girls and women aged 15 to 49 years who have heard about FGM/C and think the practice should continue



Notes: Data for Iraq and Yemen refer to ever-married girls and women aged 15 to 49 years with at least one living daughter who has undergone FGM/C. MICS data for Ghana (2011) could not be used to report on attitudes towards FGM/C due to the fact that information is missing for girls and women with no living daughters; data from MICS 2006 are used instead. In Liberia, only cut girls and women were asked about their attitudes towards FGM/C; since girls and women from practising communities are more likely to support the practice, the level of support in this country as captured by the 2013 DHS is higher than would be expected had all girls and women been asked their opinion.

Sources: DHS, MICS, Population and Health Survey, 2004-2015.

Updated February 2016

**FOR MORE INFORMATION**

Data and Analytics Section - Division of Data, Research and Policy

UNICEF, 3 UN Plaza, New York, 10017

Website: [data.unicef.org](http://data.unicef.org) Email: [data@unicef.org](mailto:data@unicef.org)

The Data and Analytics Section gratefully acknowledges inputs shared by UNICEF country offices.